



**Presentation To The Local Advisory Board**

**Fiscal Year 2021-2022 Operating Budget**

**February 16, 2021**



## Table of Contents

	Page
Budget Calendar	1
Management Discussion & Analysis	2
FY2021 - 2022 Budget	3
Instruction and General Sources of Revenues	4
Instruction and General Expenditures	5
Expenditures	6
I&G Cost Per FTE	7
I&G Reserves	8
Reserves as a Percentage of I&G Expenditures	9
Tuition & Fees	10



## Fiscal Year 2021 -2022 Budget Calendar

Legislative Session Begins	Tuesday, January 19, 2021
Budget Planner Projections System Closes	Friday, January 22, 2021
Gallup-McKinley County Day	Wednesday, February 10, 2021
Gallup Advisory Board Meeting	Tuesday, February 16, 2021
FY21 Revised Restricted Templates and FY22 Original Budgets to OPBA	Tuesday, March 2, 2021
Tuition and Fee Recommendations to Due OPBA	Friday, March 5, 2021
Budget Guidelines Issued for FY21 Budget Development	Tuesday, March 9, 2021 (est.)
Budget Planner Opens	Monday, March 15, 2021
Legislative Session Ends	Saturday, March 20, 2021
Staff Performance Review Deadline (extended)	Thursday, April 1, 2021
Governor Veto Deadline	Friday, April 9, 2021
Budget Revision (BAR) Due to OPBA	Friday, April 9, 2021
Tuition & Fees and Salary Guidelines by Board of Regents	Tuesday, April 13, 2021
Budget Planner Locks for Branch Campuses	Wednesday, April 21, 2021
Finalize HED Budget Documents	Monday, April 26, 2021
HED Budget Due to HED	Saturday, May 1, 2021
Final Budget Approval by Board of Regents	Tuesday, May 11, 2021



## Management Discussion & Analysis

Fiscal Year 2021 -2022 Budget

This Budget was prepared using the following general assumptions:

- 1) State Appropriations are based on FY21 OPBUD Special Session,
- 2) Tuition & fees are based on actuals through 1/31/21 which reflect decreased enrollments,
- 3) Other sources of revenue and transfers to remain constant,
- 4) Community Education is being eliminated,
- 5) I&G expenditures are reduced by estimated labor costs due to retirements (\$749,715).
- 8) Non-I&G expenditures are based on estimated FY21 actuals less savings due to retirement and are funded with fees, transfers and sales,
- 5) No use or increase in institutional reserves for I&G,
- 6) Restricted Expenditures are funded by Grants and Contracts.

State Appropriations will fluctuate in the legislative process until House Bill #1 becomes law. For purposes of this budget, FY21 OPBUD Special Session was used as Rep. Lundstrom's committee voted to hold us harmless from the impacts of performance measures and the redistribution formula.

UNM-G received approximately \$406,000 in COVID-19 CARES funding in FY20. This money will be used to offset lost revenue in FY21. This budget does not include any COVID-19 related funding that may be received.

Any compensation increases will increase expenses and revenue at minimal net impact.

Five Year Capital Plan requires a 25% match from Institutional Reserves.



UNM Gallup Campus Budget For FY 2021 - 2022

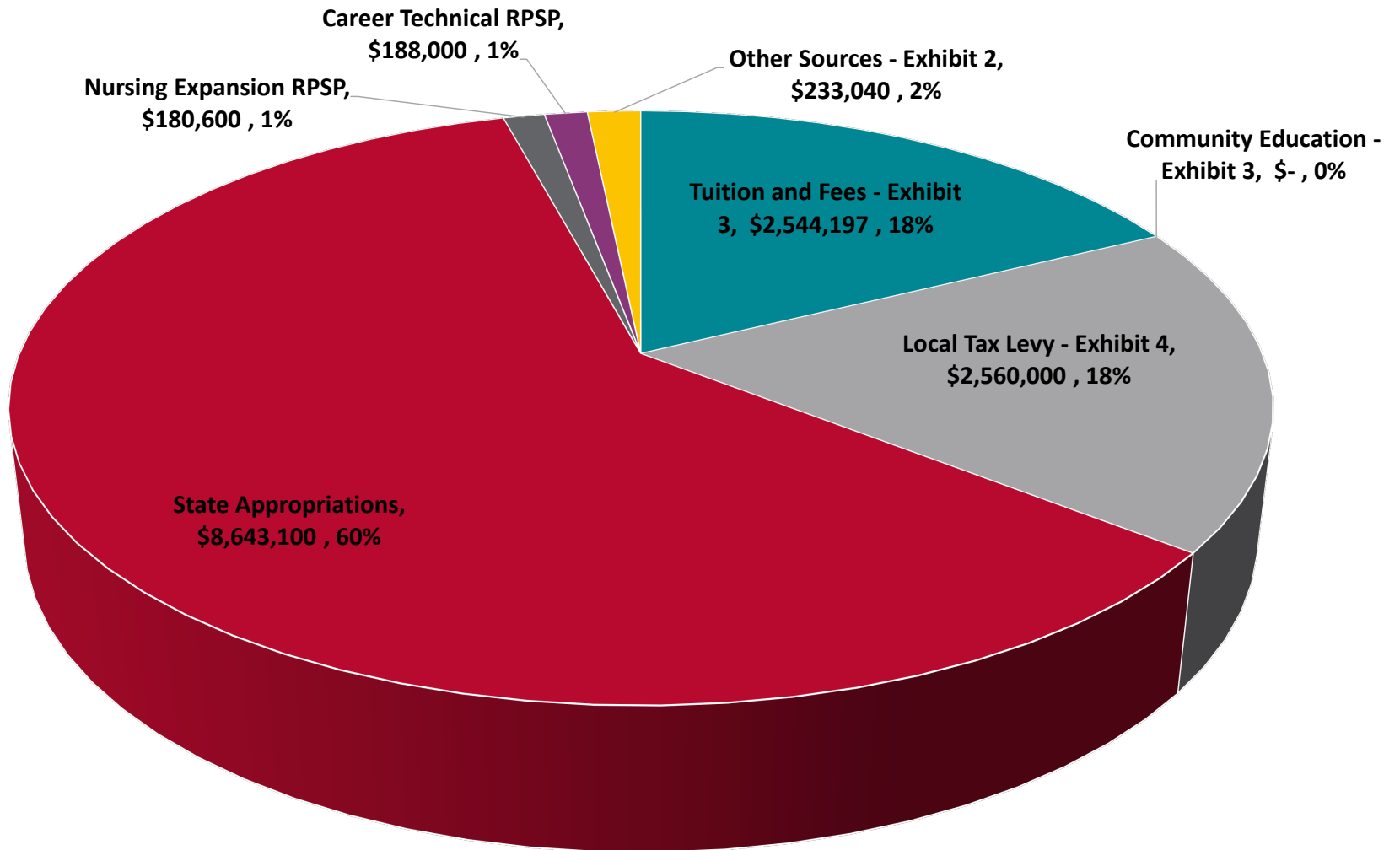
	Original FY2020- 2021 Budget	FY2021-2022 Budget	FY2021 Budget vs FY22 Budget	Percent Change	Percent of I&G Revenue
<b>Revenue:</b>					
Tuition and Fees - Exhibit 3	\$ 2,976,849	\$ 2,544,197	\$ (432,652)	-14.53%	17.73%
Community Education - Exhibit 3	\$ 213,418	\$ -	\$ (213,418)	-100.00%	0.00%
Local Tax Levy - Exhibit 4	\$ 2,560,000	\$ 2,560,000	\$ -	0.00%	17.84%
State Appropriations	\$ 9,316,300	\$ 8,643,100	\$ (673,200)	-7.23%	60.24%
Compensation Funding	\$ -	\$ -	\$ -	0.00%	0.00%
Nursing Expansion RPSP	\$ 192,100	\$ 180,600	\$ (11,500)	-5.99%	1.26%
Career Technical RPSP	\$ 200,000	\$ 188,000	\$ (12,000)	100.00%	1.31%
Other Sources - Exhibit 2	\$ 233,040	\$ 233,040	\$ -	0.00%	1.62%
Total I&G Revenues	<u>\$ 15,691,707</u>	<u>\$ 14,348,937</u>	<u>\$ (1,342,770)</u>	<u>-8.56%</u>	<u>100.00%</u>
<b>Transfers:</b>					
Building Renewal and Replacement	\$ (502,683)	\$ (502,683)	\$ -	0.00%	
Student Aid	\$ (100,000)	\$ (100,000)	\$ -	0.00%	
Equipment Renewal and Replacement	\$ (60,652)	\$ (60,652)	\$ -	0.00%	
Minor Plant	\$ -	\$ -	\$ -	0.00%	
From Auxiliaries	\$ 40,000	\$ 40,000	\$ -	0.00%	
Total Transfers - Exhibit 2	<u>\$ (623,335)</u>	<u>\$ (623,335)</u>	<u>\$ -</u>	<u>0</u>	
<b>Dec/(INC) Use of Reserves</b>					
Net I&G Revenues	<u>\$ 15,068,372</u>	<u>\$ 13,725,602</u>	<u>\$ (1,342,770)</u>	<u>-8.56%</u>	

Budgeted Expenditures

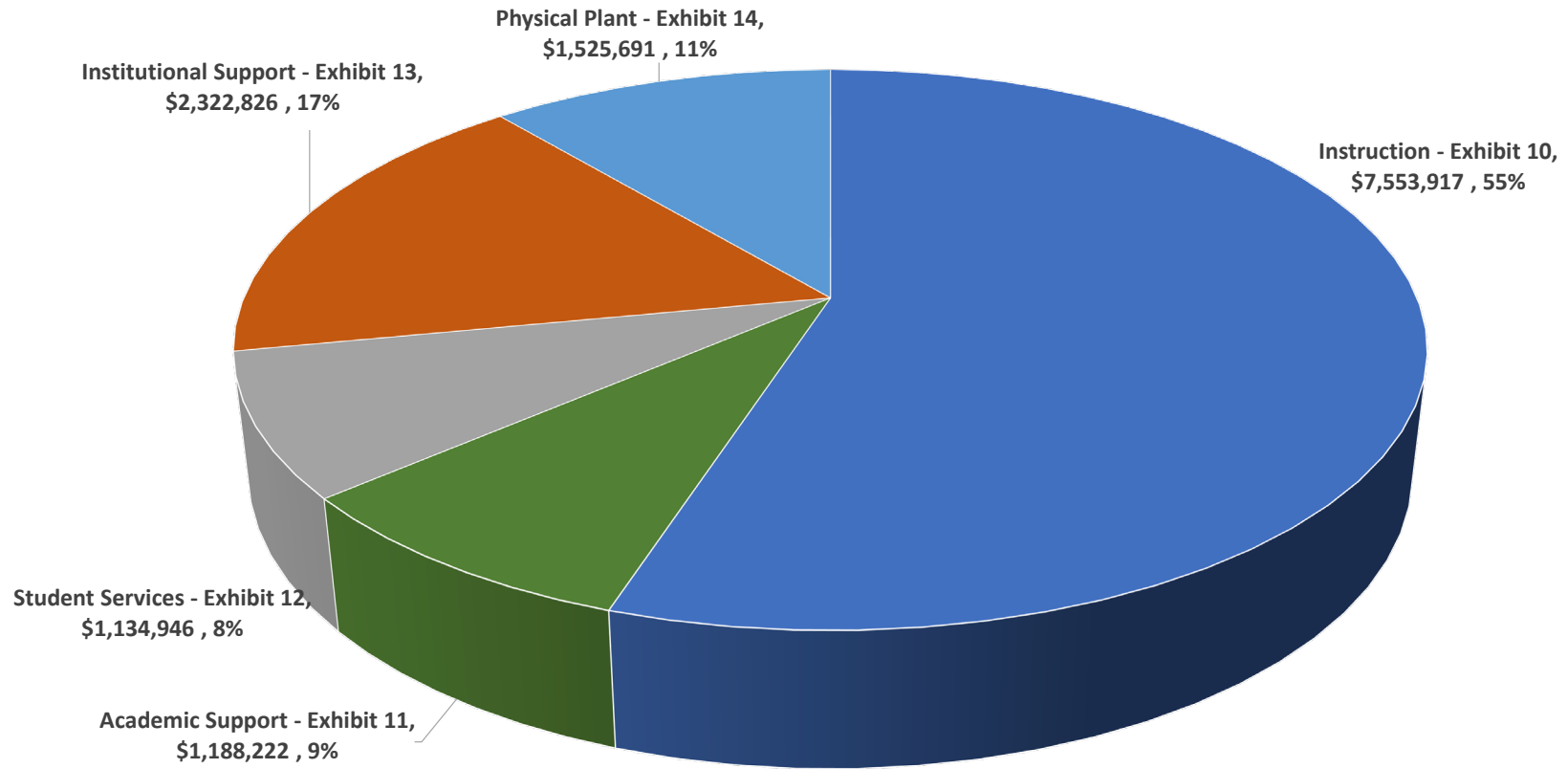
	Original FY2020- 2021 Budget	FY2021-2022 Budget	FY2021 Budget vs FY22 Budget	Percent Change	Percent of FY 2021- 2022 Budget	Percent of FY 2020- 2021 Budget	Percent of FY 2019- 2020 Budget
<b>Instruction and General</b>							
Instruction - Exhibit 10	\$ 8,361,834	\$ 7,553,917	\$ (807,917)	-9.66%	55.04%	55.49%	52.61%
Academic Support - Exhibit 11	\$ 1,310,953	\$ 1,188,222	\$ (122,731)	-9.36%	8.66%	8.70%	9.77%
Student Services - Exhibit 12	\$ 1,230,349	\$ 1,134,946	\$ (95,403)	-7.75%	8.27%	8.17%	8.81%
Institutional Support - Exhibit 13	\$ 2,524,849	\$ 2,322,826	\$ (202,023)	-8.00%	16.92%	16.76%	18.05%
Physical Plant - Exhibit 14	\$ 1,640,387	\$ 1,525,691	\$ (114,696)	-6.99%	11.12%	10.89%	10.76%
Total I&G Expenditures - Exhibit 2	<u>\$ 15,068,372</u>	<u>\$ 13,725,602</u>	<u>\$ (1,342,770)</u>	<u>-8.91%</u>	<u>100.00%</u>	<u>100.00%</u>	<u>100.00%</u>
<b>Non-I&amp;G:</b>							
Student Cultural and Social - Exhibit 15	\$ 79,120	\$ 79,120	\$ -	0.00%			
Public Service - Exhibit 17	\$ 12,773	\$ 20,107	\$ 7,334	57.42%			
Internal Services - Exhibit 18	\$ -	\$ 13,000	\$ 13,000	0.00%			
Student Aid - Exhibit 19	\$ 100,000	\$ 100,000	\$ -	0.00%			
Auxiliaries - Exhibit 20	\$ 1,184,303	\$ 956,364	\$ (227,939)	-19.25%			
Total Non-I&G Expenditures	<u>\$ 1,376,196</u>	<u>\$ 1,168,591</u>	<u>\$ (207,605)</u>	<u>-15.09%</u>			
<b>Total Unrestricted Budget - Exhibit 1</b>							
	<u>\$ 16,444,568</u>	<u>\$ 14,894,193</u>	<u>\$ (1,550,375)</u>	<u>-9.43%</u>			
<b>Restricted Funding</b>							
Contracts and Grants - Exhibit 1	\$ 1,754,030	\$ 1,754,030	\$ -	0.00%			
Total Restricted Expenditures	<u>\$ 1,754,030</u>	<u>\$ 1,754,030</u>	<u>\$ -</u>	<u>0.00%</u>			



### FY2021-2022 Instruction and General Sources of Revenue

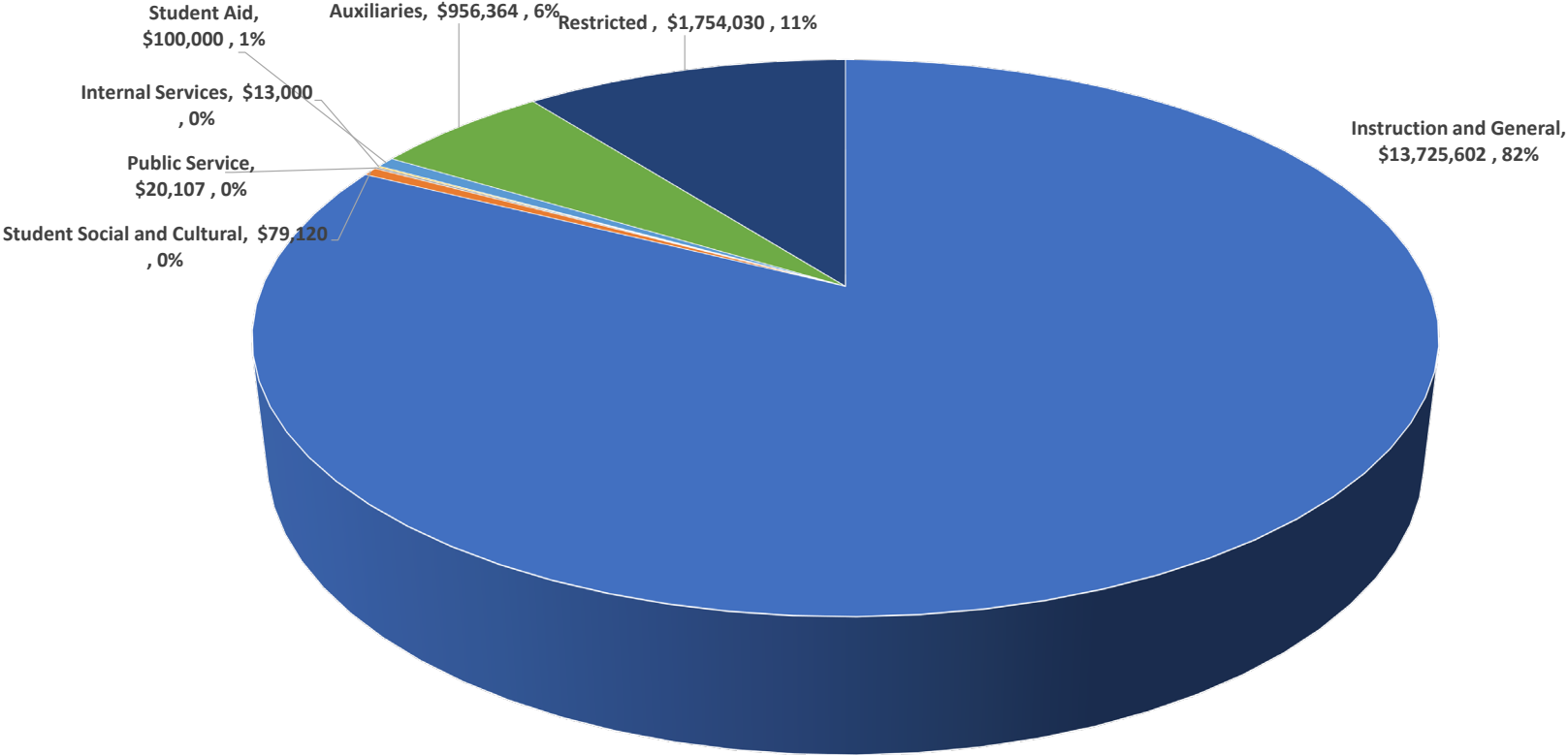


**FY2021-2022 Instruction and General Expenditures**





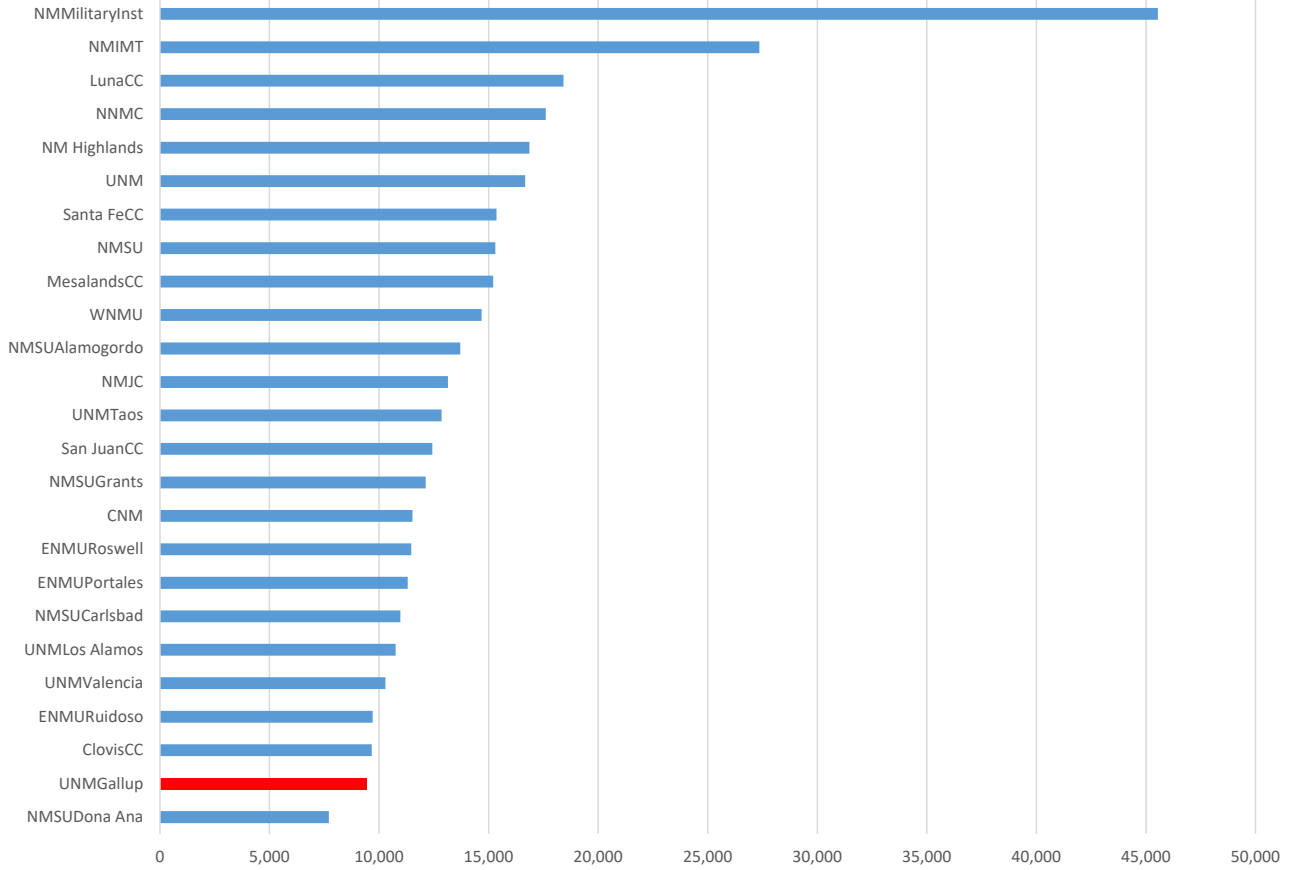
FY2021-2022 Expenditures

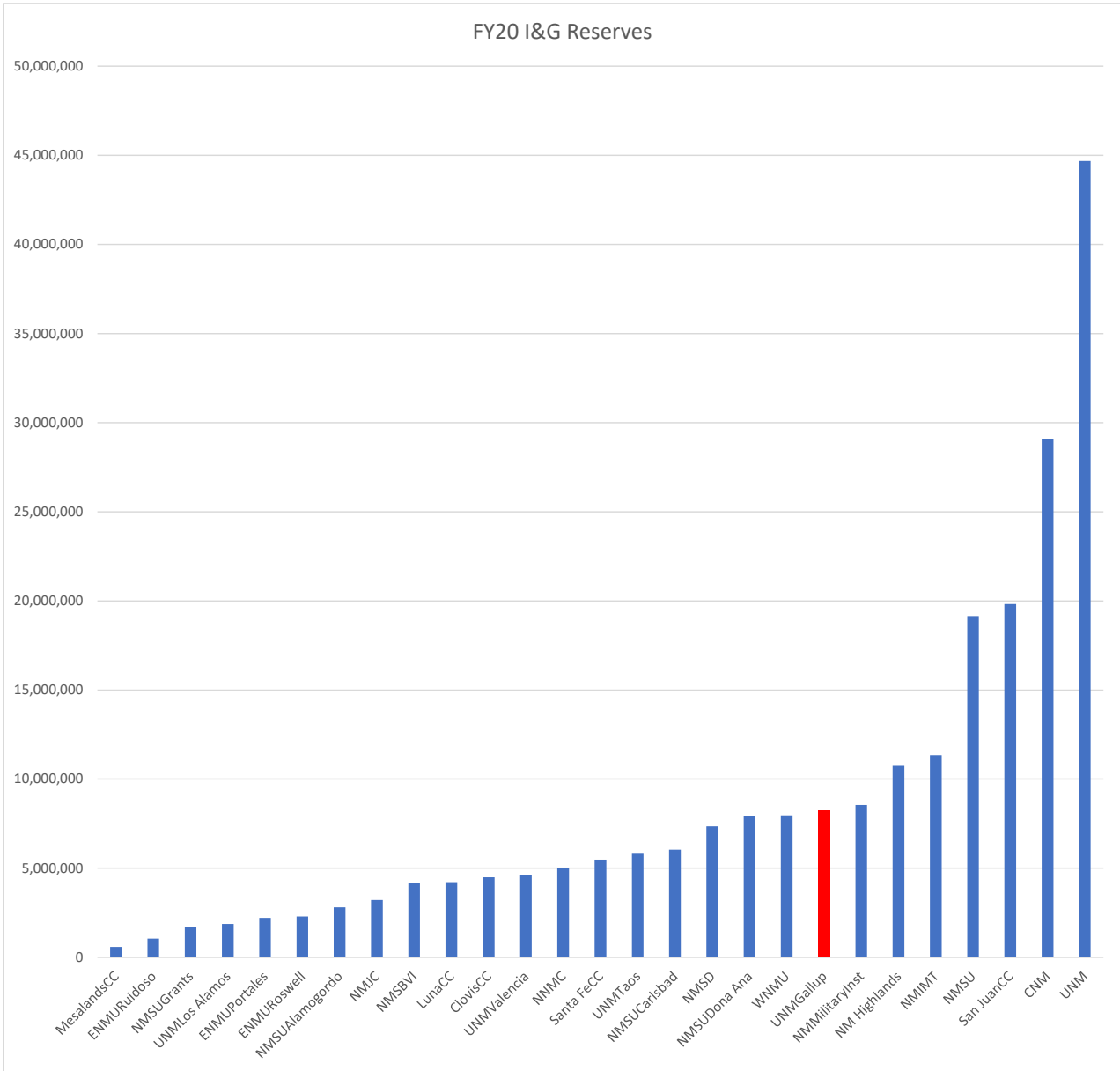






Unrestricted I & G Expenses per FTE





FY20 I&G Reserves as a Percentage of I&G Expenditures

